

ECE 456 - Problem Set 2

David Lenfesty

lenfesty@ualberta.ca

Phillip Kirwin

pkirwin@ualberta.ca

2021-03-01

hello

Problem 1

(a) Code:

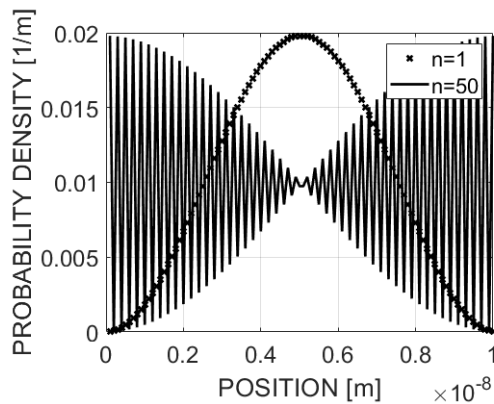
```

1  clear all;
2  %physical constants in MKS units
3
4  hbar = 1.054e-34;
5  q = 1.602e-19;
6  m = 9.110e-31;
7
8  %generate lattice
9
10 N = 100; %number of lattice points
11 n = [1:N]; %lattice points
12 a = 1e-10; %lattice constant
13 x = a * n; %x-coordinates
14 t0 = (hbar^2)/(2*m*a^2)/q; %encapsulating factor
15 L = a * (N+1); %total length of consideration
16
17 %set up Hamiltonian matrix
18
19 U = 0*x; %0 potential at all x
20 main_diag = diag(2*t0*ones(1,N)+U,0); %create main diagonal matrix
21 lower_diag = diag(-t0*ones(1,N-1),-1); %create lower diagonal matrix
22 upper_diag = diag(-t0*ones(1,N-1),+1); %create upper diagonal matrix
23
24 H = main_diag + lower_diag + upper_diag; %sum to get Hamiltonian matrix
25
26 [eigenvectors,E_diag] = eig(H); %"eigenvectors" is a matrix wherein each
27 %column is an eigenvector
28 %"E_diag" is a diagonal matrix where the
29 %corresponding eigenvalues are on the
30 %diagonal.
31
32 E_col = diag(E_diag); %folds E_diag into a column vector of eigenvalues
33
34 % return eigenvectors for the 1st and 50th eigenvalues
35
36 phi_1 = eigenvectors(:,1);
37 phi_50 = eigenvectors(:,50);
38
39 % find the probability densities of position for 1st and 50th eigenvectors
40
41 P_1 = phi_1 .* conj(phi_1);
42 P_50 = phi_50 .* conj(phi_50);
43
44 % Find first N analytic eigenvalues
45 E_col_analytic = (1/q) * (hbar^2 * pi^2 * n.*n) / (2*m*L^2);
46
47 % Plot the probability densities for 1st and 50th eigenvectors
48
49 figure(1); clf; h = plot(x,P_1,'kx',x,P_50,'k-');
50 grid on; set(h,'linewidth',[2.0]); set(gca,'FontSize',[18]);
51 xlabel('POSITION [m]'); ylabel('PROBABILITY DENSITY [1/m]');
```

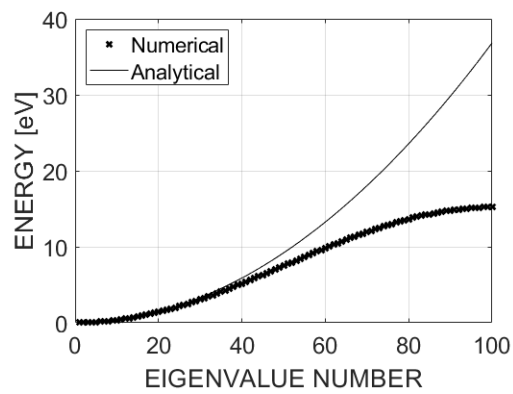
```

52 legend('n=1','n=50');
53
54 % Plot numerical eigenvalues
55 figure(2); clf; h = plot(n,E_col,'kx'); grid on;
56 set(h,'linewidth',[2.0]); set(gca,'FontSize',[18]);
57 xlabel('EIGENVALUE NUMBER'); ylabel('ENERGY [eV]');
58 axis([0 100 0 40]);
59
60 % Add analytic eigenvalues to above plot
61
62 hold on;
63 plot(n,E_col_analytic,'k-');
64 legend({'Numerical','Analytical'},'Location','northwest');

```



(a)



(b) Comparison of first 101 numerical and analytic eigenvalues.

Figure 1: (a) Probability densities for $n = 1$ and $n = 50$. (b) Comparison of first 101 numerical and analytic eigenvalues.

(b) (i) The analytical solution is

$$\phi(x) = A \sin\left(\frac{n\pi}{L}x\right) \quad (1)$$

In order to normalise this equation it must conform to the following:

$$\int_0^L |\phi(x)|^2 dx = 1. \quad (2)$$

We use the following identity:

$$\int \sin^2(ax) dx = \frac{1}{2}x - \frac{1}{4a} \sin(2ax). \quad (3)$$

Given that \sin of a real value is always real, we can disregard the norm operation, and directly relate (1) to the above identity. Evaluating the integral gives us the following relationship

$$\frac{1}{A^2} = \frac{1}{2}L - \frac{L}{4n\pi} \sin\left(\frac{2n\pi}{L}L\right) - \frac{1}{2} \cancel{0} + \frac{L}{4n\pi} \cancel{\sin(0)}$$

From this, we find:

$$A = \sqrt{\frac{2}{L}}$$

(ii) Starting with the normalization condition for the numerical case:

$$a \sum_{l=1}^N |\phi_l|^2 = a \quad (4)$$

$$a \sum_{l=1}^N \left| B \sin\left(\frac{n\pi}{L} x_l\right) \right|^2 = a, \quad (5)$$

recalling that $x = al$, and allowing $a \rightarrow 0$ while holding L constant implies that $N \rightarrow \infty$, since $a = \frac{L}{N}$. An integral is defined as the limit of a Riemann sum as follows:

$$\int_c^d f(x) dx \equiv \lim_{n \rightarrow \infty} \sum_{i=1}^n \Delta x \cdot f(x_i). \quad (6)$$

where $\Delta x = \frac{d-c}{n}$ and $x_i = c + \Delta x \cdot i$. In our case, $n = N$, $i = l$, $c = 0$, $d = L$, and $\Delta x = a$, $x_i = x_l$, $f(x) = \left| B \sin\left(\frac{n\pi}{L} x\right) \right|^2$. Therefore we can write

$$\int_0^L \left| B \sin\left(\frac{n\pi}{L} x\right) \right|^2 dx = \lim_{N \rightarrow \infty} \sum_{l=1}^N a \cdot \left| B \sin\left(\frac{n\pi}{L} x_l\right) \right|^2 = a.$$

Using (3), we have

$$\int_0^L \left| B \sin\left(\frac{n\pi}{L} x\right) \right|^2 dx = \frac{1}{2}L - \frac{L}{4n\pi} \sin\left(\frac{2n\pi}{L}L\right) - 0 + 0 = \frac{a}{B^2}.$$

This means that B must be

$$B = \sqrt{\frac{2a}{L}} = \sqrt{a} \times A.$$

- (c) (i) From the base form of $\phi_\ell = B \sin\left(\frac{n\pi}{L} a\ell\right)$, we can see that $\phi_{\ell+1}$ and $\phi_{\ell-1}$ correspond to the trigonometric identities $\sin(a+B) = \sin(a)\cos(B) + \cos(a)\sin(B)$ and $\sin(a-B) = \sin(a)\cos(B) - \cos(a)\sin(B)$, respectively, where $a = \frac{n\pi a\ell}{L}$ and $B = \frac{n\pi a}{L}$.

Plugging these identities into equation (7) from the assignment and simplifying, we get to this equation:

$$-t_0 B \sin\left(\frac{n\pi a\ell}{L}\right) + 2t_0 \phi_\ell - t_0 \sin\left(\frac{n\pi a\ell}{L}\right)$$

At this point, we notice that $\phi_\ell = B \sin\left(\frac{n\pi}{L} a\ell\right)$, so we can factor it out.

With some minor rearranging, this leaves us with the final expression for E :

$$E = 2t_0 \left(1 - \cos\left(\frac{n\pi a}{L}\right)\right) \quad (7)$$

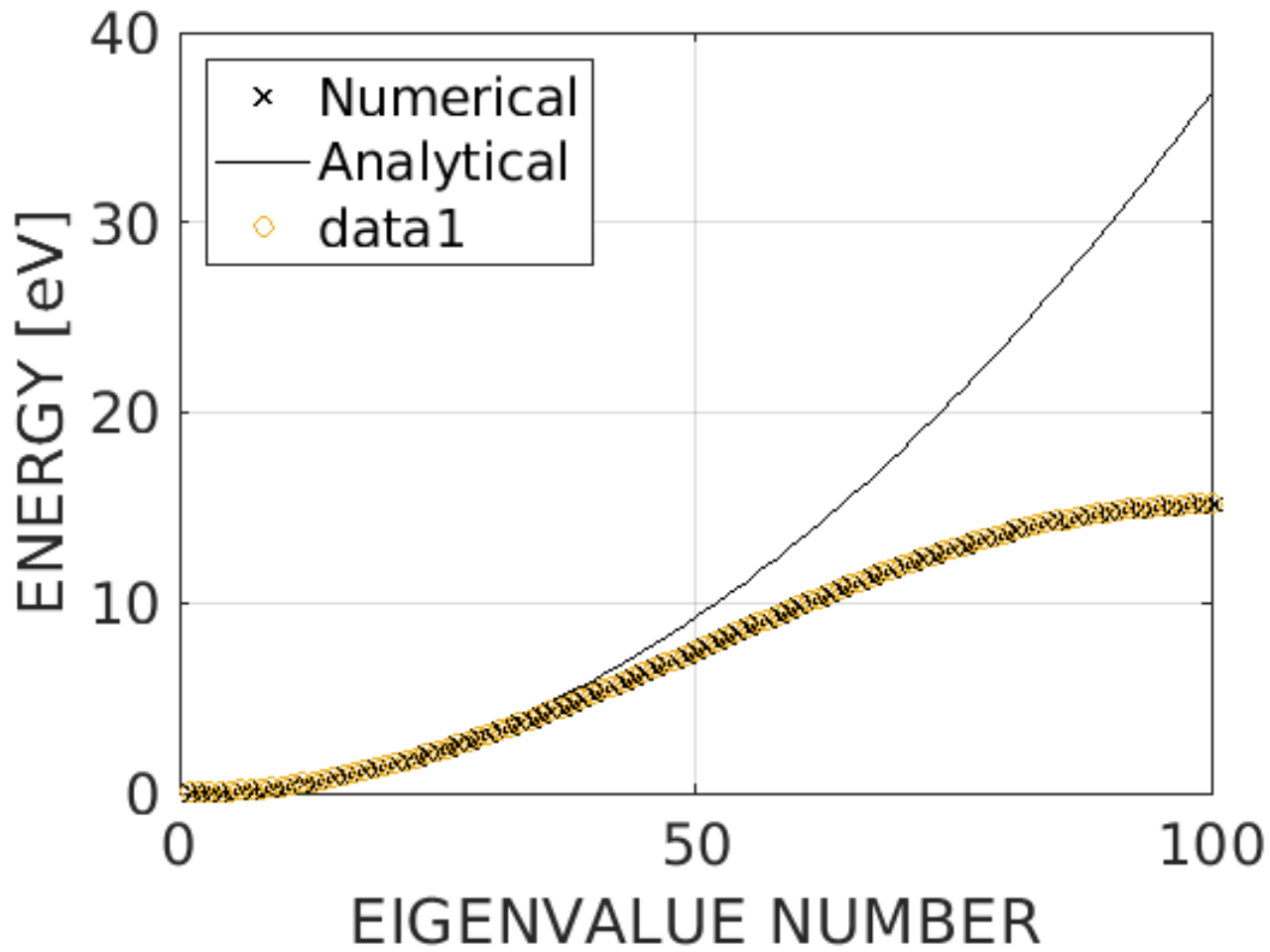


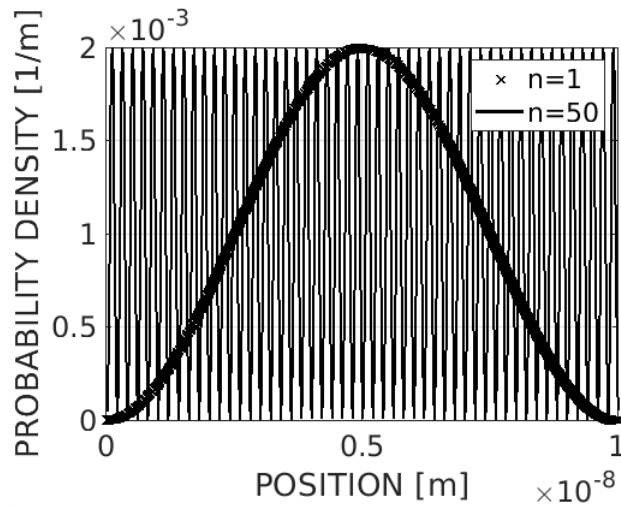
Figure 2: Analytic solution to numeric system, plotted.

- (ii) We can see here that the "predicted" numerical response matches nearly exactly the actual calculated numerical solution.
- (iii) Applying the approximation $\cos(\theta) = 1 - \frac{\theta^2}{2}$ for small θ , on equation (7), we get the following expression

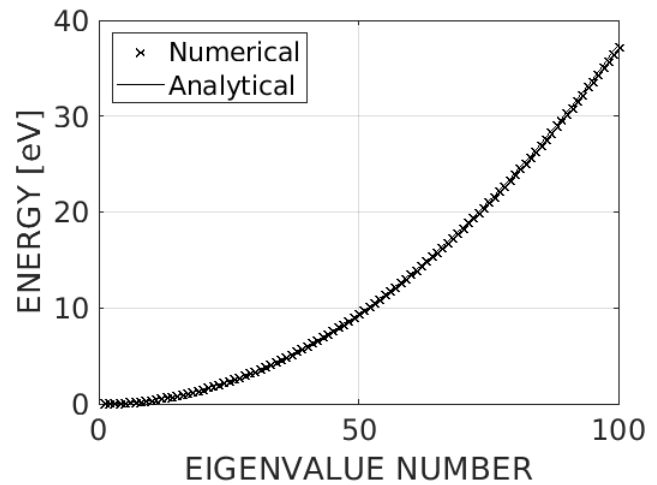
$$E = 2t_0 \left(\frac{n^2 \pi^2 a^2}{2L^2} \right)$$

Fully substituting the known value of t_0 , and we can get our final expression for E :

$$E = \frac{\hbar^2 n^2 \pi^2}{2mL^2}$$



(a) Probability densities for $n = 1$ and $n = 50$.



(b) Comparison of first 101 numerical and analytic eigenvalues.

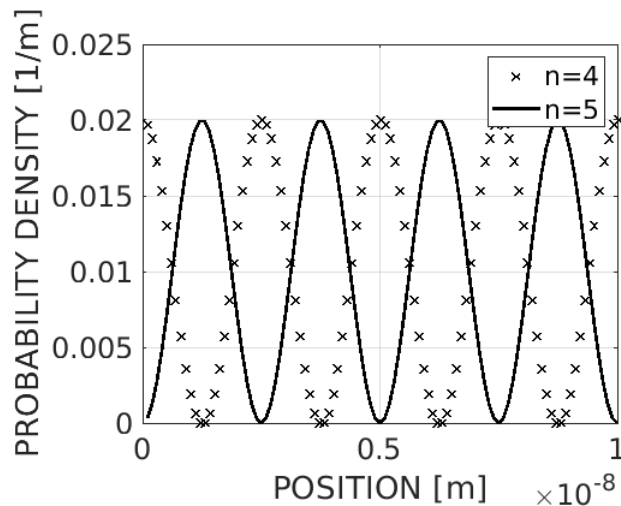
- (iv) With the decreased lattice spacing, and increased number of points, we can see the numerical solution of eigenvalues matches the analytical solution much closer. As well, we can see that the probability density function appears to be "squeezed" in the centre, for the $n = 50$ case. The $n = 50$ case is now a constant-amplitude wave, which corresponds to the expected analytic result - in contrast to the plot in section (a), which has a low-frequency envelope around it.

- (d) (i) In order to modify the computations to those for a particle in a "ring" we simply had to add $-t_0$ elements as the "corner" elements of the hamiltonian operator array:

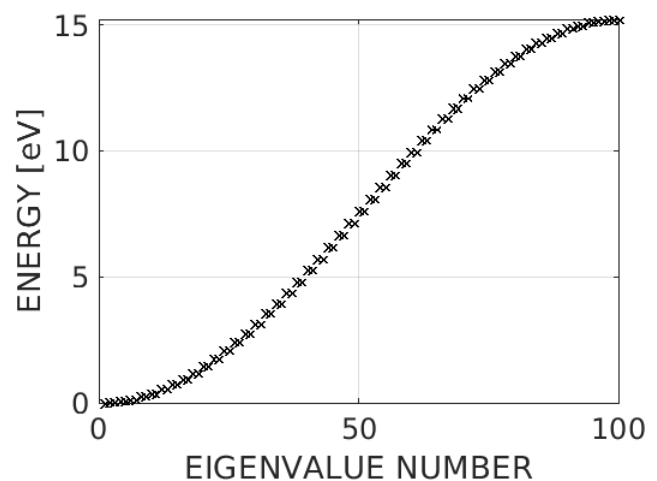
```

1 % Modify hamiltonian for circular boundary conditions
2 H(1, N) = -t0;
3 H(N, 1) = -t0;

```



(a) Probability densities for $n = 4$ and $n = 5$.



(b) Comparison of first 101 numerical and analytic eigenvalues.

- (ii) The energy levels for eigenvalues number 4 and 5 are both 0.06eV . These eigenstates are degenerate because they both have the same eigenvalue/energy (0.06).

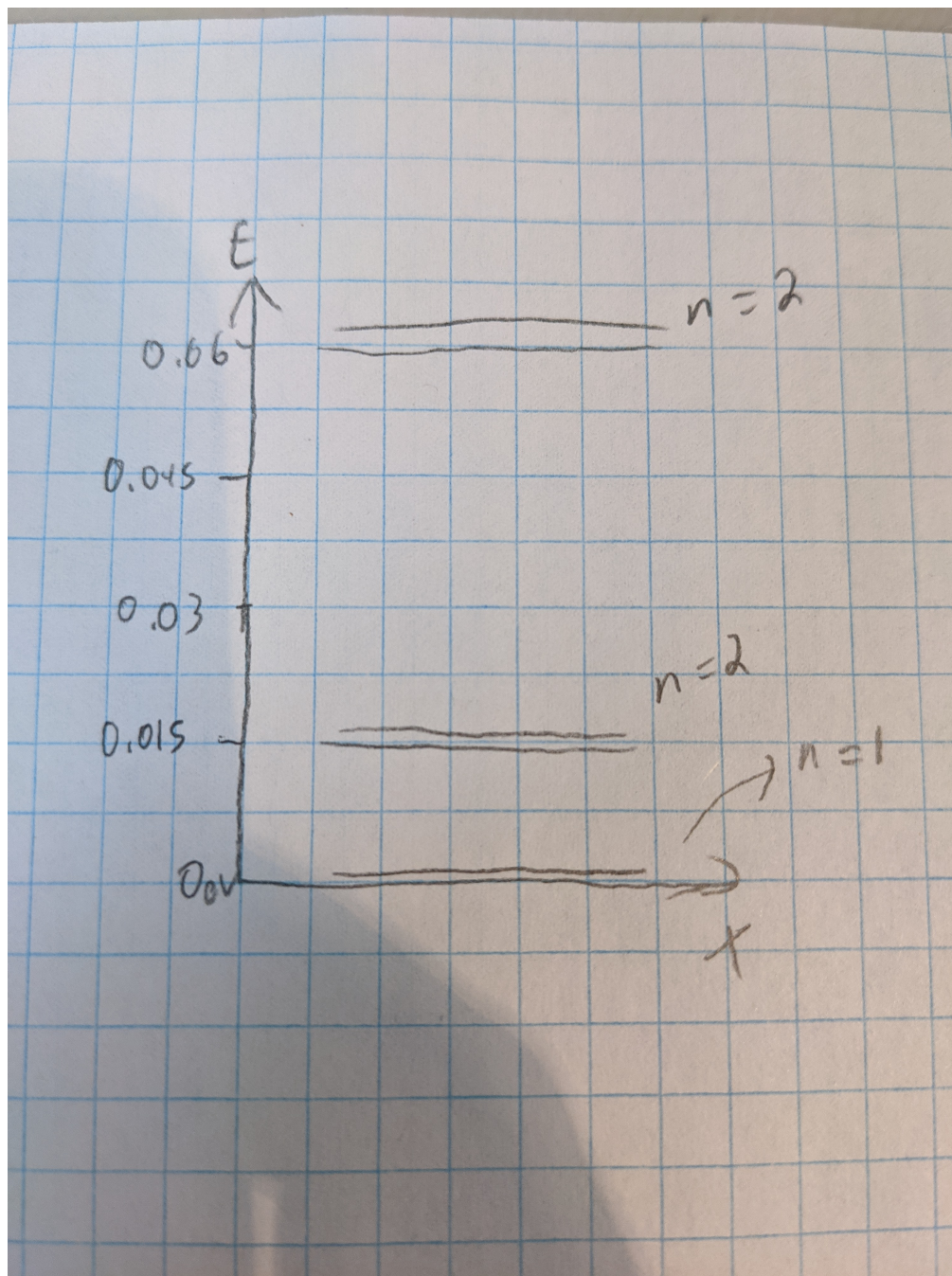


Figure 5: Sketch of appropriate energy levels

(iii)

- (iv) Plugging the valid levels for n into equation (10) from the assignment (and dividing by the requisite q), we get the energy levels of 0eV , 0.0147eV , and 0.0589eV , for the eigenvalue numbers $n = 0, 1$, and 2 , respectively. These match very closely, to within acceptable margin of the numerical results from part (ii).

Problem 2

- (a) Since $t_0 = \frac{\hbar^2}{2ma^2}$, and $U_l = -\frac{q^2}{4\pi\epsilon_0 r_l} + \frac{l_o(l_o+1)\hbar^2}{2mr_l^2}$, the middle diagonal elements will have values

$$\hat{H}_{ll} = \frac{\hbar^2}{ma^2} - \frac{q^2}{4\pi\epsilon_0 r_l} + \frac{l_o(l_o+1)\hbar^2}{2mr_l^2},$$

and the upper and lower diagonals elements will have values

$$\hat{H}_{l(l\pm 1)} = -\frac{\hbar^2}{2ma^2}.$$

- (b) Homogenous boundary conditions imply that the corner entries of \hat{H} will be 0.

- (c) Code:

```

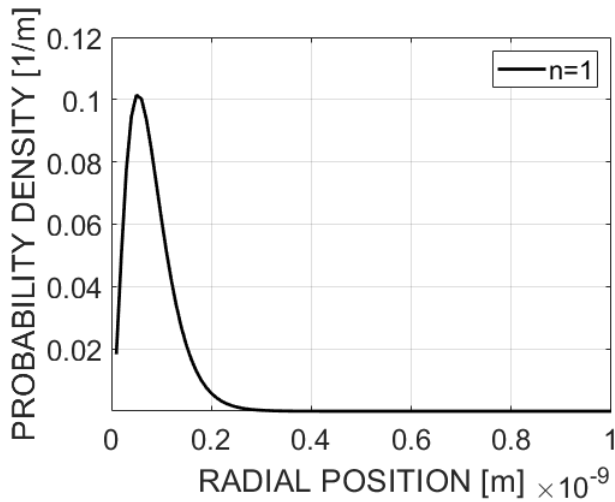
1  clear all;
2  %physical constants in MKS units
3
4  hbar = 1.054e-34;
5  q = 1.602e-19;
6  m = 9.110e-31;
7  epsilon_0 = 8.854e-12;
8
9  %generate lattice
10
11 N = 100; %number of lattice points
12 n = [1:N]; %lattice points
13 a = 0.1e-10; %lattice constant
14 r = a * n; %x-coordinates
15 t0 = (hbar^2)/(2*m*a^2)/q; %encapsulating factor
16 L = a * (N+1); %total length of consideration
17
18 %set up Hamiltonian matrix
19
20 U = -q^2./(4*pi*epsilon_0.*r) * (1/q); %potential at r in [eV]
21 main_diag = diag(2*t0*ones(1,N)+U,0); %create main diagonal matrix
22 lower_diag = diag(-t0*ones(1,N-1),-1); %create lower diagonal matrix
23 upper_diag = diag(-t0*ones(1,N-1),+1); %create upper diagonal matrix
24
25 H = main_diag + lower_diag + upper_diag; %sum to get Hamiltonian matrix
26
27 [eigenvectors,E_diag] = eig(H); %"eigenvectors" is a matrix wherein each
    column is an eigenvector
28 %"E_diag" is a diagonal matrix where the
29 %corresponding eigenvalues are on the
30 %diagonal.
31
32 E_col = diag(E_diag); %folds E_diag into a column vector of eigenvalues
33
34 % return eigenvectors for the 1st and 50th eigenvalues
35
36 phi_1 = eigenvectors(:,1);
37 phi_2 = eigenvectors(:,2);
38
39 % find the probability densities of position for 1st and 50th eigenvectors
40
```



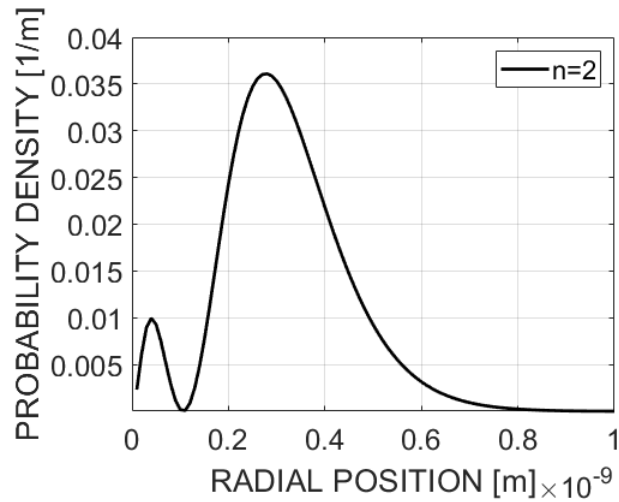
```

41 P_1 = phi_1 .* conj(phi_1);
42 P_2 = phi_2 .* conj(phi_2);
43
44 % Plot the probability densities for 1st and 2nd eigenvectors
45
46 figure(1); clf; h = plot(r,P_1,'k-');
47 grid on; set(h,'linewidth',[2.0]); set(gca,'FontSize',[18]);
48 xlabel('RADIAL POSITION [m]'); ylabel('PROBABILITY DENSITY [1/m]');
49 yticks([0.02 0.04 0.06 0.08 0.10 0.12]);
50 legend('n=1');
51 axis([0 1e-9 0 0.12]);
52
53 figure(2); clf; h = plot(r,P_2,'k-');
54 grid on; set(h,'linewidth',[2.0]); set(gca,'FontSize',[18]);
55 xlabel('RADIAL POSITION [m]'); ylabel('PROBABILITY DENSITY [1/m]');
56 yticks([0.005 0.01 0.015 0.02 0.025 0.03 0.035 0.04]);
57 legend('n=2');
58 axis([0 1e-9 0 0.04]);

```



(a) 1s probability density.



(b) 2s probability density.

- (d) For the 1s level, $E = -13.4978$ eV.
- (e) Beginning with equation (11) from the assignment, with $l_o = 0$:

$$\begin{aligned}
 & \left[-\frac{\hbar^2}{2m} \frac{d^2}{dr^2} - \frac{q^2}{4\pi\epsilon_0 r} \right] f(r) = E f(r) \\
 & -\frac{\hbar^2}{2m} \frac{d^2}{dr^2} \left(\frac{2r}{a_0^{3/2}} e^{-r/a_0} \right) - \frac{q^2}{4\pi\epsilon_0 r} f(r) = E f(r) \\
 & -\frac{\hbar^2}{2m} \frac{2}{a_0^{3/2}} \frac{d}{dr} \left(e^{-r/a_0} - \frac{r}{a_0} e^{-r/a_0} \right) - \frac{q^2}{4\pi\epsilon_0 r} f(r) = E f(r) \\
 & -\frac{\hbar^2}{2m} \frac{2}{a_0^{3/2}} \left(-\frac{1}{a_0} e^{-r/a_0} - \frac{1}{a_0} e^{-r/a_0} + \frac{r}{a_0^2} e^{-r/a_0} \right) - \frac{q^2}{4\pi\epsilon_0 r} f(r) = E f(r) \\
 & -\frac{\hbar^2}{2m} \left(-\frac{2}{a_0 r} + \frac{1}{a_0^2} \right) f(r) - \frac{q^2}{4\pi\epsilon_0 r} f(r) = E f(r) \\
 & -\frac{\hbar^2}{2m} \left(-\frac{2}{a_0 r} + \frac{1}{a_0^2} \right) - \frac{q^2}{4\pi\epsilon_0 r} = E.
 \end{aligned}$$

Recalling that $a_0 = 4\pi\epsilon_0\hbar^2/mq^2$, we can eliminate r :

$$\frac{\hbar^2}{2m} \frac{1}{a_0^2} - \frac{q^2}{4\pi\epsilon_0 a_0} = E$$

$$\frac{\hbar^2}{2m} \frac{1}{a_0^2} - \frac{q^2}{4\pi\epsilon_0 a_0} = E.$$

We can then solve for E :

$$E [\text{eV}] = -\frac{1}{q} \cdot \frac{\hbar^2}{2ma_0^2} = -\frac{1}{q} \cdot \frac{(1.054 \times 10^{-34} \text{ J} \cdot \text{s})^2}{2(9.110 \times 10^{-31} \text{ kg})(0.0529 \text{ nm})^2} = -13.6 [\text{eV}]$$

This is very similar to the result in (d).

- (f) In the figure below we can see that the numerical and analytical results agree up to scaling by a . The scale difference is expected, as discussed in Problem 1. From (d), we also expect agreement in the curve shapes because the numerical and analytical energies for the 1s level are very similar. We can see that the peak value of the analytic result is very slightly higher than that of the numerical result, which corresponds to the analytical result for the energy being slightly greater in magnitude (-13.6 eV versus -13.4978 eV).

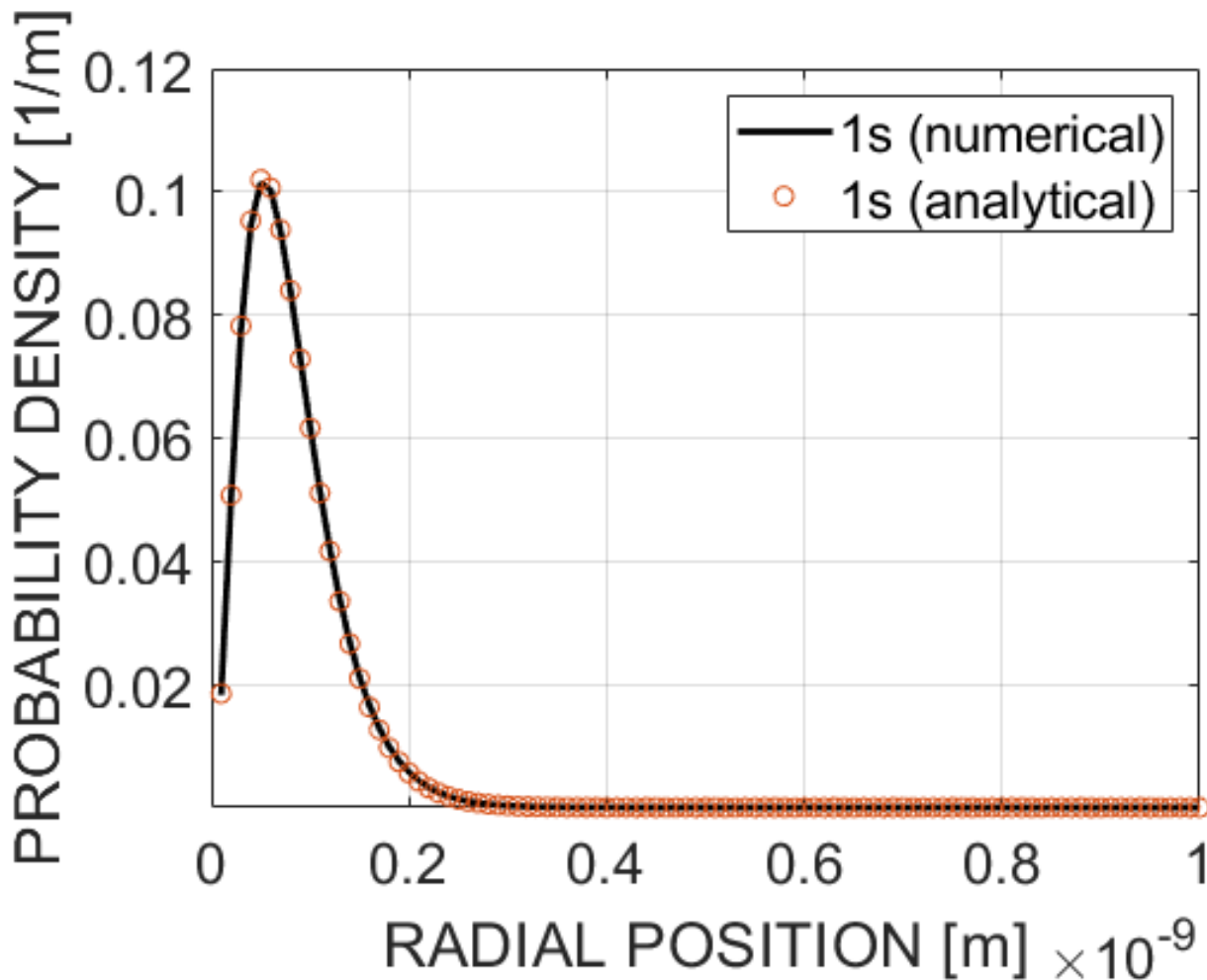


Figure 7: Numerical result (black line) and analytical solution scaled by a (orange circles).

Problem 3

(a)

$$\theta(x') = \sqrt{\frac{2}{L}} \sin\left(\frac{\pi(x' + L/2)}{L}\right) = \sqrt{\frac{2}{L}} \cos\left(\frac{\pi x'}{L}\right) \quad (8)$$

- (b) (i) Lorem ipsum dolor sit amet, consectetur adipiscing elit. Ut purus elit, vestibulum ut, placerat ac, adipiscing vitae, felis. Curabitur dictum gravida mauris. Nam arcu libero, nonummy eget, consectetur id, vulputate a, magna. Donec vehicula augue eu neque. Pellentesque habitant morbi tristique senectus et netus et malesuada fames ac turpis egestas. Mauris ut leo. Cras viverra metus rhoncus sem. Nulla et lectus vestibulum urna fringilla ultrices. Phasellus eu tellus sit amet tortor gravida placerat. Integer sapien est, iaculis in, pretium quis, viverra ac, nunc. Praesent eget sem vel leo ultrices bibendum. Aenean faucibus. Morbi dolor nulla, malesuada eu, pulvinar at, mollis ac, nulla. Curabitur auctor semper nulla. Donec varius orci eget risus. Duis nibh mi, congue eu, accumsan eleifend, sagittis quis, diam. Duis eget orci sit amet orci dignissim rutrum.
- (ii) Lorem ipsum dolor sit amet, consectetur adipiscing elit. Ut purus elit, vestibulum ut, placerat ac, adipiscing vitae, felis. Curabitur dictum gravida mauris. Nam arcu libero, nonummy eget, consectetur id, vulputate a, magna. Donec vehicula augue eu neque. Pellentesque habitant morbi tristique senectus et netus et malesuada fames ac turpis egestas. Mauris ut leo. Cras viverra metus rhoncus sem. Nulla et lectus vestibulum urna fringilla ultrices. Phasellus eu tellus sit amet tortor gravida placerat. Integer sapien est, iaculis in, pretium quis, viverra ac, nunc. Praesent eget sem vel leo ultrices bibendum. Aenean faucibus. Morbi dolor nulla, malesuada eu, pulvinar at, mollis ac, nulla. Curabitur auctor semper nulla. Donec varius orci eget risus. Duis nibh mi, congue eu, accumsan eleifend, sagittis quis, diam. Duis eget orci sit amet orci dignissim rutrum.
- (iii) Lorem ipsum dolor sit amet, consectetur adipiscing elit. Ut purus elit, vestibulum ut, placerat ac, adipiscing vitae, felis. Curabitur dictum gravida mauris. Nam arcu libero, nonummy eget, consectetur id, vulputate a, magna. Donec vehicula augue eu neque. Pellentesque habitant morbi tristique senectus et netus et malesuada fames ac turpis egestas. Mauris ut leo. Cras viverra metus rhoncus sem. Nulla et lectus vestibulum urna fringilla ultrices. Phasellus eu tellus sit amet tortor gravida placerat. Integer sapien est, iaculis in, pretium quis, viverra ac, nunc. Praesent eget sem vel leo ultrices bibendum. Aenean faucibus. Morbi dolor nulla, malesuada eu, pulvinar at, mollis ac, nulla. Curabitur auctor semper nulla. Donec varius orci eget risus. Duis nibh mi, congue eu, accumsan eleifend, sagittis quis, diam. Duis eget orci sit amet orci dignissim rutrum.
- (iv) Lorem ipsum dolor sit amet, consectetur adipiscing elit. Ut purus elit, vestibulum ut, placerat ac, adipiscing vitae, felis. Curabitur dictum gravida mauris. Nam arcu libero, nonummy eget, consectetur id, vulputate a, magna. Donec vehicula augue eu neque. Pellentesque habitant morbi tristique senectus et netus et malesuada fames ac turpis egestas. Mauris ut leo. Cras viverra metus rhoncus sem. Nulla et lectus vestibulum urna fringilla ultrices. Phasellus eu tellus sit amet tortor gravida placerat. Integer sapien est, iaculis in, pretium quis, viverra ac, nunc. Praesent eget sem vel leo ultrices bibendum. Aenean faucibus. Morbi dolor nulla, malesuada eu, pulvinar at, mollis ac, nulla. Curabitur auctor semper nulla. Donec varius orci eget risus. Duis nibh mi, congue eu, accumsan eleifend, sagittis quis, diam. Duis eget orci sit amet orci dignissim rutrum.
- (v) Lorem ipsum dolor sit amet, consectetur adipiscing elit. Ut purus elit, vestibulum ut, placerat ac, adipiscing vitae, felis. Curabitur dictum gravida mauris. Nam arcu libero, nonummy eget, consectetur id, vulputate a, magna. Donec vehicula augue eu neque. Pellentesque habitant morbi tristique senectus et netus et malesuada fames ac turpis egestas. Mauris ut leo. Cras viverra metus rhoncus sem. Nulla et lectus vestibulum urna fringilla ultrices. Phasellus eu tellus sit amet tortor gravida placerat. Integer sapien est, iaculis in, pretium quis, viverra ac, nunc. Praesent eget sem vel leo ultrices bibendum. Aenean faucibus. Morbi dolor nulla, malesuada eu, pulvinar at, mollis ac, nulla. Curabitur auctor semper nulla. Donec varius orci eget risus. Duis nibh mi, congue eu, accumsan eleifend, sagittis quis, diam. Duis eget orci sit amet orci dignissim rutrum.
- (vi) Lorem ipsum dolor sit amet, consectetur adipiscing elit. Ut purus elit, vestibulum ut, placerat ac, adipiscing vitae, felis. Curabitur dictum gravida mauris. Nam arcu libero, nonummy eget, consectetur id, vulputate a, magna. Donec vehicula augue eu neque. Pellentesque habitant morbi tristique senectus

et netus et malesuada fames ac turpis egestas. Mauris ut leo. Cras viverra metus rhoncus sem. Nulla et lectus vestibulum urna fringilla ultrices. Phasellus eu tellus sit amet tortor gravida placerat. Integer sapien est, iaculis in, pretium quis, viverra ac, nunc. Praesent eget sem vel leo ultrices bibendum. Aenean faucibus. Morbi dolor nulla, malesuada eu, pulvinar at, mollis ac, nulla. Curabitur auctor semper nulla. Donec varius orci eget risus. Duis nibh mi, congue eu, accumsan eleifend, sagittis quis, diam. Duis eget orci sit amet orci dignissim rutrum.

- (vii) Lorem ipsum dolor sit amet, consectetur adipiscing elit. Ut purus elit, vestibulum ut, placerat ac, adipiscing vitae, felis. Curabitur dictum gravida mauris. Nam arcu libero, nonummy eget, consectetur id, vulputate a, magna. Donec vehicula augue eu neque. Pellentesque habitant morbi tristique senectus et netus et malesuada fames ac turpis egestas. Mauris ut leo. Cras viverra metus rhoncus sem. Nulla et lectus vestibulum urna fringilla ultrices. Phasellus eu tellus sit amet tortor gravida placerat. Integer sapien est, iaculis in, pretium quis, viverra ac, nunc. Praesent eget sem vel leo ultrices bibendum. Aenean faucibus. Morbi dolor nulla, malesuada eu, pulvinar at, mollis ac, nulla. Curabitur auctor semper nulla. Donec varius orci eget risus. Duis nibh mi, congue eu, accumsan eleifend, sagittis quis, diam. Duis eget orci sit amet orci dignissim rutrum.
- (c) Lorem ipsum dolor sit amet, consectetur adipiscing elit. Ut purus elit, vestibulum ut, placerat ac, adipiscing vitae, felis. Curabitur dictum gravida mauris. Nam arcu libero, nonummy eget, consectetur id, vulputate a, magna. Donec vehicula augue eu neque. Pellentesque habitant morbi tristique senectus et netus et malesuada fames ac turpis egestas. Mauris ut leo. Cras viverra metus rhoncus sem. Nulla et lectus vestibulum urna fringilla ultrices. Phasellus eu tellus sit amet tortor gravida placerat. Integer sapien est, iaculis in, pretium quis, viverra ac, nunc. Praesent eget sem vel leo ultrices bibendum. Aenean faucibus. Morbi dolor nulla, malesuada eu, pulvinar at, mollis ac, nulla. Curabitur auctor semper nulla. Donec varius orci eget risus. Duis nibh mi, congue eu, accumsan eleifend, sagittis quis, diam. Duis eget orci sit amet orci dignissim rutrum.
- (d) Lorem ipsum dolor sit amet, consectetur adipiscing elit. Ut purus elit, vestibulum ut, placerat ac, adipiscing vitae, felis. Curabitur dictum gravida mauris. Nam arcu libero, nonummy eget, consectetur id, vulputate a, magna. Donec vehicula augue eu neque. Pellentesque habitant morbi tristique senectus et netus et malesuada fames ac turpis egestas. Mauris ut leo. Cras viverra metus rhoncus sem. Nulla et lectus vestibulum urna fringilla ultrices. Phasellus eu tellus sit amet tortor gravida placerat. Integer sapien est, iaculis in, pretium quis, viverra ac, nunc. Praesent eget sem vel leo ultrices bibendum. Aenean faucibus. Morbi dolor nulla, malesuada eu, pulvinar at, mollis ac, nulla. Curabitur auctor semper nulla. Donec varius orci eget risus. Duis nibh mi, congue eu, accumsan eleifend, sagittis quis, diam. Duis eget orci sit amet orci dignissim rutrum.

Problem 4

- (a) Lorem ipsum dolor sit amet, consectetur adipiscing elit. Ut purus elit, vestibulum ut, placerat ac, adipiscing vitae, felis. Curabitur dictum gravida mauris. Nam arcu libero, nonummy eget, consectetur id, vulputate a, magna. Donec vehicula augue eu neque. Pellentesque habitant morbi tristique senectus et netus et malesuada fames ac turpis egestas. Mauris ut leo. Cras viverra metus rhoncus sem. Nulla et lectus vestibulum urna fringilla ultrices. Phasellus eu tellus sit amet tortor gravida placerat. Integer sapien est, iaculis in, pretium quis, viverra ac, nunc. Praesent eget sem vel leo ultrices bibendum. Aenean faucibus. Morbi dolor nulla, malesuada eu, pulvinar at, mollis ac, nulla. Curabitur auctor semper nulla. Donec varius orci eget risus. Duis nibh mi, congue eu, accumsan eleifend, sagittis quis, diam. Duis eget orci sit amet orci dignissim rutrum.
- (b) (i) Lorem ipsum dolor sit amet, consectetur adipiscing elit. Ut purus elit, vestibulum ut, placerat ac, adipiscing vitae, felis. Curabitur dictum gravida mauris. Nam arcu libero, nonummy eget, consectetur id, vulputate a, magna. Donec vehicula augue eu neque. Pellentesque habitant morbi tristique senectus et netus et malesuada fames ac turpis egestas. Mauris ut leo. Cras viverra metus rhoncus sem. Nulla et lectus vestibulum urna fringilla ultrices. Phasellus eu tellus sit amet tortor gravida placerat. Integer sapien est, iaculis in, pretium quis, viverra ac, nunc. Praesent eget sem vel leo ultrices bibendum. Aenean faucibus. Morbi dolor nulla, malesuada eu, pulvinar at, mollis ac, nulla. Curabitur auctor semper nulla. Donec varius orci eget risus. Duis nibh mi, congue eu, accumsan eleifend, sagittis quis, diam. Duis eget orci sit amet orci dignissim rutrum.
- (ii) Lorem ipsum dolor sit amet, consectetur adipiscing elit. Ut purus elit, vestibulum ut, placerat ac, adipiscing vitae, felis. Curabitur dictum gravida mauris. Nam arcu libero, nonummy eget, consectetur id, vulputate a, magna. Donec vehicula augue eu neque. Pellentesque habitant morbi tristique senectus

et netus et malesuada fames ac turpis egestas. Mauris ut leo. Cras viverra metus rhoncus sem. Nulla et lectus vestibulum urna fringilla ultrices. Phasellus eu tellus sit amet tortor gravida placerat. Integer sapien est, iaculis in, pretium quis, viverra ac, nunc. Praesent eget sem vel leo ultrices bibendum. Aenean faucibus. Morbi dolor nulla, malesuada eu, pulvinar at, mollis ac, nulla. Curabitur auctor semper nulla. Donec varius orci eget risus. Duis nibh mi, congue eu, accumsan eleifend, sagittis quis, diam. Duis eget orci sit amet orci dignissim rutrum.

- (iii) Lorem ipsum dolor sit amet, consectetur adipiscing elit. Ut purus elit, vestibulum ut, placerat ac, adipiscing vitae, felis. Curabitur dictum gravida mauris. Nam arcu libero, nonummy eget, consectetur id, vulputate a, magna. Donec vehicula augue eu neque. Pellentesque habitant morbi tristique senectus et netus et malesuada fames ac turpis egestas. Mauris ut leo. Cras viverra metus rhoncus sem. Nulla et lectus vestibulum urna fringilla ultrices. Phasellus eu tellus sit amet tortor gravida placerat. Integer sapien est, iaculis in, pretium quis, viverra ac, nunc. Praesent eget sem vel leo ultrices bibendum. Aenean faucibus. Morbi dolor nulla, malesuada eu, pulvinar at, mollis ac, nulla. Curabitur auctor semper nulla. Donec varius orci eget risus. Duis nibh mi, congue eu, accumsan eleifend, sagittis quis, diam. Duis eget orci sit amet orci dignissim rutrum.